

MINI TEC



www.SUPERFASTMINIS.COM

Megabite LSD

Installation Guide Part #230512

Applications:

- 1983-2001 Acura Integra (Exc. 1994-1999 GS-R)
- 1984-2001 Honda Civic SI/CRX
- 1993-1997 Honda Del Sol

Thank you for choosing Mini Tec.

Mini Tec recommends a certified technician install this system. In addition to these instructions, professional knowledge of disassemble/reassembly procedures as well as post installation checks must be known. Attempts to install this system without this knowledge and expertise may jeopardize the integrity and/or operating safety of the vehicle.

Please read instructions before beginning installation.

Product Use Information

Mini Tec will not be responsible for any product that is altered.

If question exist we will be happy to answer any questions concerning the design, function, and correct use of our products.




Kit Contains 1 Megabite Limited Slip Differential Unit (as seen in above photo)

Tools Needed

- Flathead screwdriver
- Dowel driver set
- And hammer

Installation Instructions

- 1) Remove differential from transmission and place on workbench.
- 2) Remove small dowel pin out of spider gear centering shaft and slide out shaft.



- 3) For best results, remove the two spider gears and machine the excess material for a flat surface. Be sure to not remove more than the raised section of the spider gear. By removing this excess material, the LSD will have more surface area for higher friction.




- 4) Reinstall spider gears

5) Insert LSD Unit and hammer the centering shaft back into place.




6) Drive the dowel pin back into place.



7) Remove the LSD retaining clips with flathead screwdriver.

8) Remove the four dowel pins from LSD.



9) Reinstall your differential and enjoy the performance upgrade.

MAINTENANCE INFORMATION

It is the ultimate buyers responsibility to have all bolts/nuts checked for tightness after the first 500 miles and then every 1000 miles. Wheel alignment steering system, suspension and driveline systems must be inspected by a qualified professional mechanic at least every 3000 miles.

WARRANTY INFORMATION

- Mini Tec's Limited Slip Differential Unit has a lifetime warranty against defects by the manufacturer. This warranty does not cover any damages resulting in misuse, or incorrect installation, nor does it cover any progressive damages resulting from the use of the Limited Slip Differential Unit. This warranty also does not cover progressive damage or wear to your differential, as Limited Slip is installed mostly into already used differentials. To start a claim, you must return the unit to the manufacturer, along with the proof of purchase from an authorized dealer. Then we will repair or replace the unit at our discretion based on the terms of this warranty. You must adhere to the transmission maintenance schedule as described by your vehicle manufacturer or a performance equivalent thereof. No other warranty, written or verbal, is expressed or implied.

Thank you for choosing Mini Tec.

Mini Tec, LLC
426 Dawkins Rd
Royston, GA 30662 USA
(706)246-0072